

Scaled data based on original data using
LM-79-08 Approved Method: Electrical and Photometric Measurements of Solid-
State Lighting Products

Test Report Prepared for
Cooper Lighting Solutions
(formerly Eaton)

Brand: McGRAW-EDISON

Report Number: P318533

Luminaire Tested: **GLEON-SA9C-827-U-T3**

Issue Date: 3/3/2020

Test Information

Test Method: LM-79-08
Report Number: P318533
TEST IS SCALED FROM IESNA LM-79-08 TEST DATA (G2-1903-205-14)
Test Lab: INNOVATION CENTER
Issue Date: 3/3/2020
Manufacturer: COOPER LIGHTING SOLUTIONS (FORMERLY EATON)
Product Line: McGRAW-EDISON
Catalog Number: GLEON-SA9C-827-U-T3
Description: GALLEON AREA AND ROADWAY LUMINAIRE
(9) 80 CRI, 2700K, 1050mA LIGHTSQUARES WITH 16 LEDS EACH AND TYPE III OPTICS
Light Source: -
Ballast/Driver: ELECTRONIC DRIVER

Summary

Lumens per Lamp: N/A
Luminaire Lumens: 46493 lumens
Efficiency: N/A
Efficacy: 92.8 lumens/watt
Luminous Opening: Rectangular (W 2.5' x L: 1' x H: 0')
IES Classification: Type III - Short
BUG Rating: B4 - U0 - G5

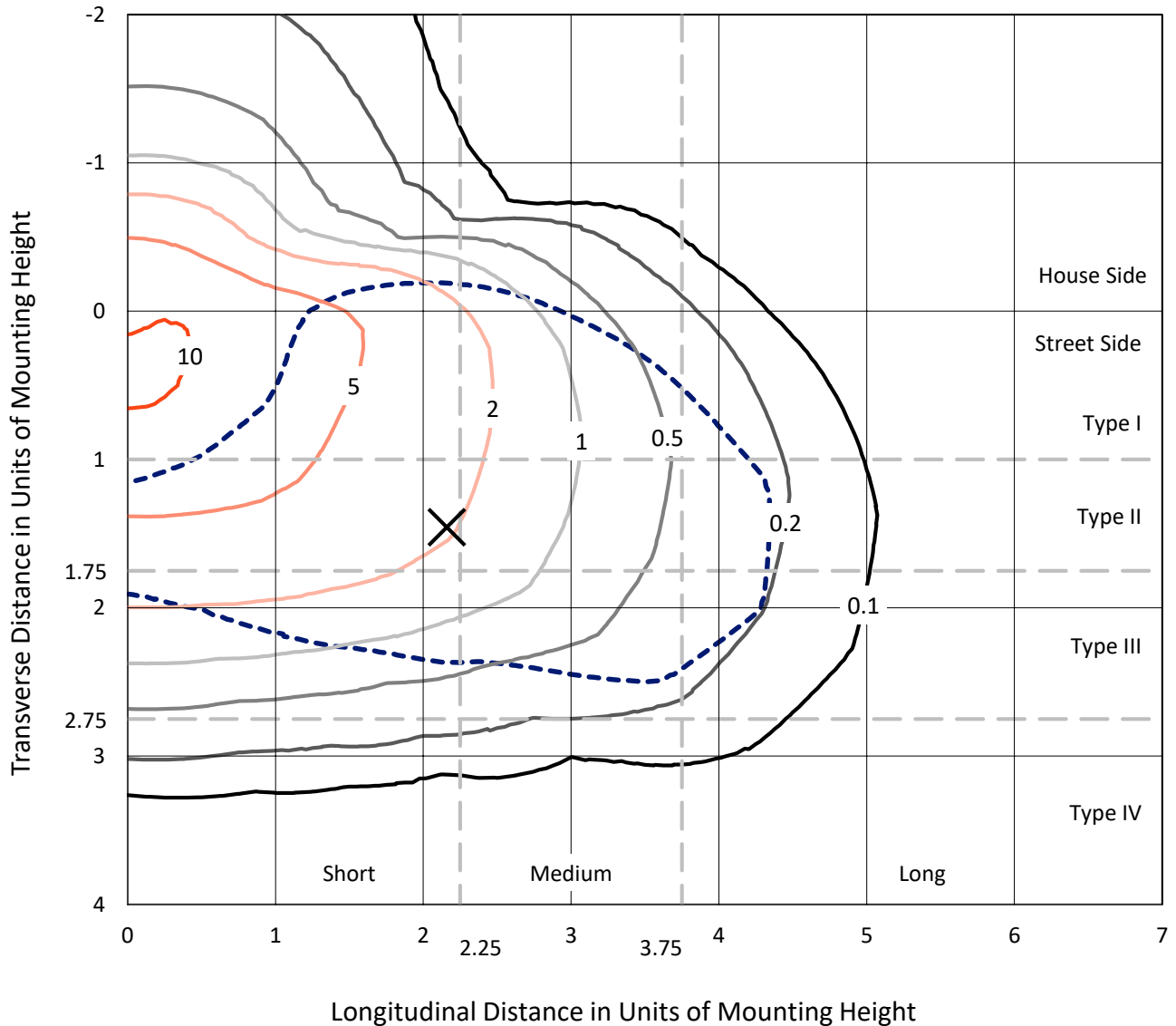
Input Watts (W): 501
Input Voltage (V): NR
Input Current (Ain): NR
Voltage Rise (V): NR
Power Factor: NR
Total Harmonic Distortion (THDi): NR
Frequency (hertz): 60
Stabilization Time: NR
Operation Time: NR
Ambient Temperature (°C): NR
Test Distance: 24 FT



REPORT NUMBER: P318533
 CATALOG NUMBER: GLEON-SA9C-827-U-T3

Iso-Footcandle Lines of Horizontal Illumination

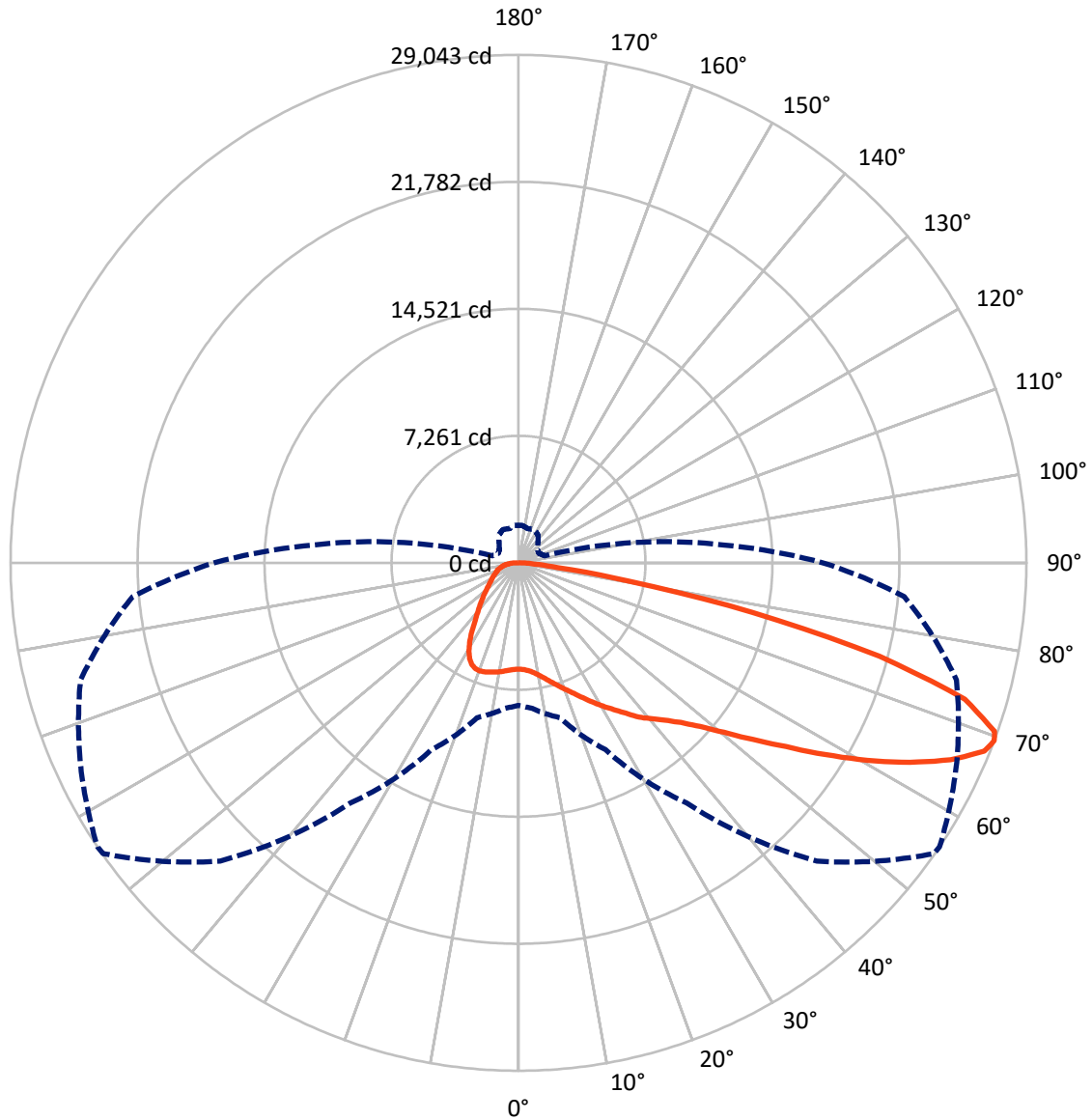
✕ Max cd
 - - - 1/2 Max cd



Based on 25 foot mounting height. Maximum calculated value = 10.6 fc
 Type III - Short - N/A

REPORT NUMBER: P318533
CATALOG NUMBER: GLEON-SA9C-827-U-T3

Luminous Intensity Polar Plot



— Vertical Plane Through 56-Deg Lateral - - - Horizontal Cone Through 69-Deg Vertical

REPORT NUMBER: P318533
 CATALOG NUMBER: GLEON-SA9C-827-U-T3

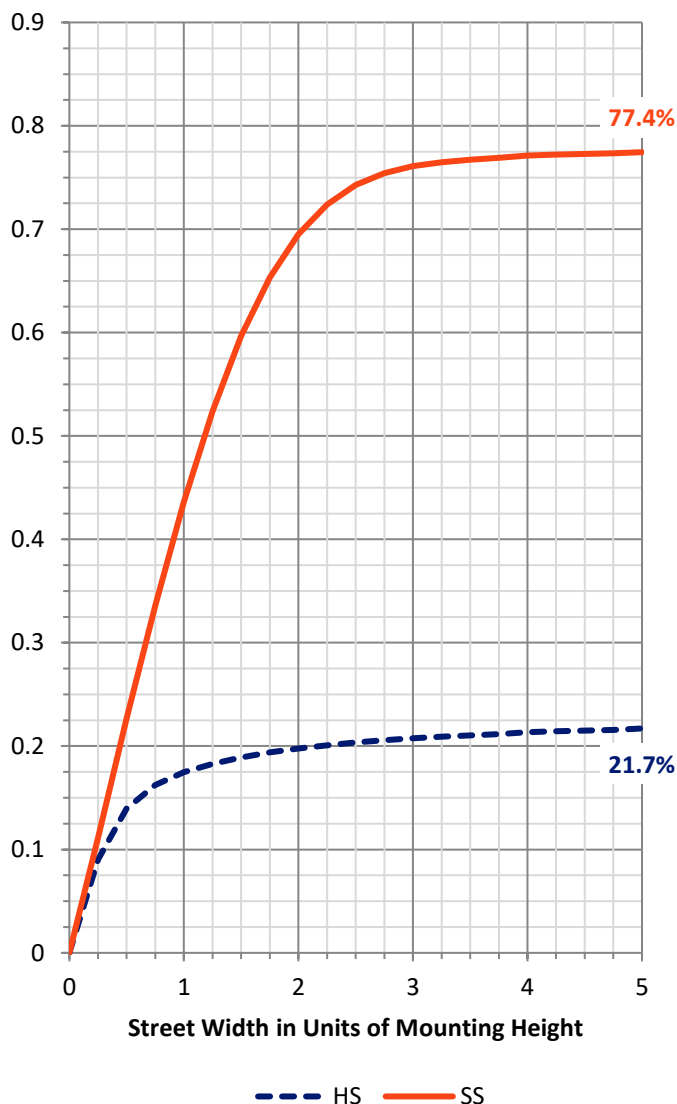
FLUX DISTRIBUTION:

		Downward	Upward	Total
House Side	Lumens	10353.9	0.0	10353.9
	% Fixture	22.3	0.0	22.3
Street Side	Lumens	36139.1	0.0	36139.1
	% Fixture	77.7	0.0	77.7
Total	Lumens	46493.0	0.0	46493.0
	% Fixture	100.0	0.0	100.0

Coefficient of Utilization

ZONAL LUMENS:

Zone	Lumens	% Fixture
0°-10°	597.0	1.3
10°-20°	1919.7	4.1
20°-30°	3351.0	7.2
30°-40°	4813.6	10.4
40°-50°	6661.7	14.3
50°-60°	9760.3	21.0
60°-70°	11899.7	25.6
70°-80°	6578.9	14.2
80°-90°	911.2	2.0
90°-100°	0.0	0.0
100°-110°	0.0	0.0
110°-120°	0.0	0.0
120°-130°	0.0	0.0
130°-140°	0.0	0.0
140°-150°	0.0	0.0
150°-160°	0.0	0.0
160°-170°	0.0	0.0
170°-180°	0.0	0.0
0°-90°	46493.0	100.0
0°-180°	46493.0	100.0

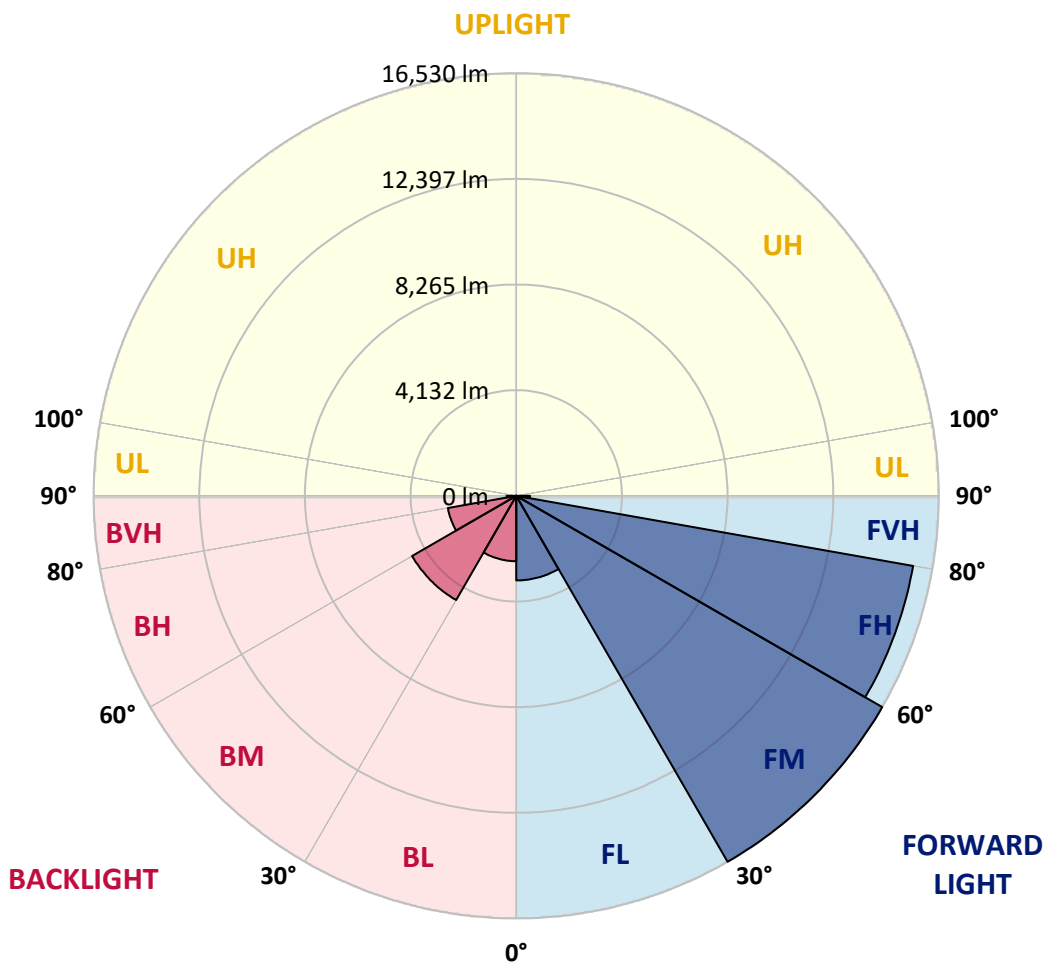


REPORT NUMBER: P318533
 CATALOG NUMBER: GLEON-SA9C-827-U-T3

LUMINAIRE CLASSIFICATION SYSTEM LUMEN TABLE AND BUG RATING:

Zone	Lumens	% Fixture	Zone Rating/Lumen Limit		
			B	U	G
FL (0°-30°)	3308.9	7.1			
FM (30°-60°)	16530.0	35.6			
FH (60°-80°)	15763.5	33.9			G5
FVH (80°-90°)	536.7	1.2			G4/750
BL (0°-30°)	2558.7	5.5	B4/5000		
BM (30°-60°)	4705.6	10.1	B3/5000		
BH (60°-80°)	2715.1	5.8	B4/5000		G4/5000
BVH (80°-90°)	374.5	0.8			G3/500
UL (90°-100°)	0.0	0.0		U0/0	
UH (100°-180°)	0.0	0.0		U0/0	

BUG Rating: B4-U0-G5
 Type III Short





REPORT NUMBER: P318533

CATALOG NUMBER: GLEON-SA9C-827-U-T3

CANDELA DISTRIBUTION (FULL):

	0°	5°	15°	25°	35°	45°	55°	56°	65°	75°	85°
0°	6078.3	6078.3	6078.3	6078.3	6078.3	6078.3	6078.3	6078.3	6078.3	6078.3	6078.3
2.5°	6116.7	6123.1	6118.3	6131.1	6116.7	6126.3	6118.3	6118.3	6113.5	6099.1	6083.1
5°	6212.8	6225.6	6217.6	6230.4	6212.8	6216.0	6201.6	6201.6	6187.2	6156.7	6124.7
7.5°	6363.4	6377.8	6371.4	6384.2	6360.2	6360.2	6340.9	6339.3	6310.5	6260.8	6224.0
10°	6542.7	6562.0	6555.6	6574.8	6555.6	6562.0	6542.7	6542.7	6504.3	6433.8	6387.4
12.5°	6803.8	6827.8	6810.2	6808.6	6800.6	6813.4	6797.4	6794.2	6759.0	6662.9	6598.8
15°	7153.0	7178.6	7141.8	7138.6	7093.7	7088.9	7088.9	7084.1	7061.7	6946.4	6840.6
17.5°	7555.0	7563.0	7531.0	7479.7	7422.0	7385.2	7380.4	7393.2	7393.2	7258.7	7090.5
20°	7949.0	7963.4	7937.8	7880.1	7806.4	7752.0	7713.5	7739.2	7737.6	7577.4	7338.8
22.5°	8378.2	8411.9	8373.4	8299.7	8213.3	8152.4	8085.1	8107.5	8109.2	7912.1	7582.2
25°	8934.0	8903.6	8879.5	8775.4	8652.1	8589.6	8527.2	8549.6	8543.2	8272.5	7833.7
27.5°	9425.7	9432.1	9400.1	9289.6	9147.0	9009.3	9006.1	9020.5	8996.5	8647.3	8070.7
30°	9997.5	10000.7	9955.9	9856.6	9701.2	9523.4	9481.8	9505.8	9454.5	9002.9	8320.6
32.5°	10566.1	10582.1	10532.4	10412.3	10287.4	10071.2	9987.9	10003.9	9875.8	9366.4	8578.4
35°	11064.2	11086.6	11070.6	10990.5	10854.4	10668.6	10569.3	10559.7	10401.1	9811.7	8919.6
37.5°	11571.9	11592.7	11575.1	11507.9	11453.4	11256.4	11203.5	11203.5	10928.1	10266.6	9353.6
40°	12094.1	12126.1	12105.3	12012.4	11965.9	11876.2	11749.7	11719.3	11421.4	10812.7	10061.6
42.5°	12579.4	12621.0	12704.3	12649.8	12555.3	12568.1	12313.5	12297.5	12079.6	11620.0	10950.5
45°	13268.1	13328.9	13469.9	13428.2	13409.0	13338.5	13035.8	13021.4	12938.1	12705.9	12054.0
47.5°	14019.2	14102.5	14357.2	14365.2	14571.8	14438.9	14027.2	13977.6	13996.8	14006.4	13401.0
50°	14711.2	14802.4	15220.5	15417.5	15904.4	15933.2	15274.9	15230.1	15305.4	15526.4	14970.6
52.5°	15263.7	15379.0	15901.2	16509.8	17344.3	17581.3	16810.9	16777.3	16833.3	17214.5	16745.2
55°	15668.9	15793.9	16362.5	17470.8	18803.4	19221.4	18579.1	18547.1	18582.3	19067.6	18675.2
57.5°	15763.4	15793.9	16618.7	18117.9	20035.0	21039.3	20743.0	20678.9	20505.9	20928.8	20805.4
60°	15319.8	15441.5	16407.3	18345.3	20988.0	22831.5	23004.5	22924.4	22439.1	22785.1	22685.8
62.5°	14419.7	14637.5	15617.7	17999.3	21361.2	24295.4	25222.8	25126.7	24290.6	24514.8	24037.6
65°	12949.3	13042.2	14072.1	16806.1	20887.1	25232.4	27200.8	27152.8	26100.5	25749.7	24287.4
67.5°	10319.4	10494.0	11368.5	14312.3	18947.5	25121.9	28730.4	28725.6	27282.5	26207.8	23401.7
69°	8152.4	8333.4	9166.2	11789.7	16766.1	24111.2	28986.7	29042.7	27615.6	25929.1	22136.4
70°	6499.5	6709.3	7281.1	9930.2	14829.7	22778.7	28773.6	28874.5	27551.6	25469.4	20968.8
72.5°	2766.0	2935.8	3342.6	5118.9	9038.1	17009.5	26308.7	26689.9	26066.8	23310.4	17329.8
75°	1207.6	1260.5	1444.7	2086.9	4012.1	9257.5	20610.0	21314.8	22288.6	19703.5	12909.3
77.5°	884.1	906.5	1007.4	1225.3	1800.3	3496.4	13253.6	13663.7	16074.2	14338.0	7918.6
80°	683.9	699.9	778.4	900.1	1175.6	1414.3	6044.6	6397.0	9038.1	7364.4	3297.8
82.5°	544.6	555.8	610.2	663.1	812.0	856.9	2006.9	2226.3	3336.2	2034.1	872.9
85°	506.1	518.9	538.2	483.7	520.5	502.9	868.1	908.1	1007.4	799.2	365.2
87.5°	229.0	270.7	533.3	376.4	277.1	221.0	355.6	371.6	418.0	419.6	161.8
90°	0.0	0.0	0.0	0.0	0.0	0.0	0.0	0.0	0.0	0.0	0.0



REPORT NUMBER: P318533
 CATALOG NUMBER: GLEON-SA9C-827-U-T3

CANDELA DISTRIBUTION (continued):

	90°	95°	105°	115°	125°	135°	145°	155°	165°	175°	180°
0°	6078.3	6078.3	6078.3	6078.3	6078.3	6078.3	6078.3	6078.3	6078.3	6078.3	6078.3
2.5°	6092.7	6087.9	6095.9	6076.7	6100.7	6099.1	6091.1	6094.3	6110.3	6108.7	6110.3
5°	6129.5	6126.3	6135.9	6121.5	6150.3	6159.9	6161.5	6176.0	6193.6	6198.4	6198.4
7.5°	6222.4	6222.4	6227.2	6208.0	6227.2	6225.6	6217.6	6232.0	6249.6	6251.2	6249.6
10°	6382.6	6384.2	6376.2	6326.5	6310.5	6267.3	6227.2	6228.8	6251.2	6268.9	6273.7
12.5°	6584.4	6578.0	6542.7	6451.4	6384.2	6296.1	6254.4	6252.8	6275.3	6289.7	6294.5
15°	6815.0	6797.4	6706.1	6557.2	6438.6	6352.1	6284.9	6268.9	6256.0	6240.0	6241.6
17.5°	7032.8	6992.8	6840.6	6634.0	6509.1	6393.8	6264.1	6159.9	6087.9	6046.2	6033.4
20°	7253.9	7175.4	6956.0	6706.1	6547.5	6337.7	6087.9	5876.5	5745.1	5684.3	5673.0
22.5°	7455.7	7329.1	7063.3	6781.4	6517.1	6148.7	5756.3	5448.8	5266.2	5184.5	5190.9
25°	7652.7	7476.5	7175.4	6834.2	6363.4	5815.6	5295.1	4917.1	4705.6	4614.4	4611.1
27.5°	7825.7	7625.5	7297.1	6791.0	6076.7	5341.5	4748.9	4380.5	4204.3	4125.8	4113.0
30°	8024.3	7812.8	7458.9	6626.0	5657.0	4793.7	4215.5	3956.1	3831.1	3752.7	3738.2
32.5°	8266.1	8067.5	7591.8	6326.5	5120.5	4221.9	3799.1	3618.1	3504.4	3416.3	3400.3
35°	8618.5	8403.9	7625.5	5897.3	4531.1	3770.3	3493.2	3307.4	3153.6	3039.9	3028.7
37.5°	9060.5	8825.1	7548.6	5341.5	3959.3	3477.2	3238.5	3009.5	2809.3	2649.1	2623.5
40°	9698.0	9342.4	7335.6	4700.8	3538.0	3251.3	2990.3	2729.2	2481.0	2293.6	2256.7
42.5°	10463.6	9949.4	7008.8	4063.4	3228.9	3022.3	2743.6	2420.1	2183.0	2050.1	2030.9
45°	11437.4	10580.5	6555.6	3506.0	2924.6	2793.3	2477.8	2179.8	2032.5	1934.8	1918.8
47.5°	12548.9	11288.4	6079.9	3052.7	2666.7	2578.7	2264.7	2072.5	1955.6	1878.7	1864.3
50°	13915.1	12087.6	5575.3	2681.2	2407.3	2320.8	2163.8	2013.3	1920.4	1861.1	1846.7
52.5°	15455.9	12989.4	5211.8	2388.1	2192.7	2130.2	2111.0	1981.2	1906.0	1861.1	1846.7
55°	17115.2	13907.1	4819.4	2141.4	2006.9	2024.5	2075.7	1984.4	1933.2	1878.7	1857.9
57.5°	18776.1	14855.3	4382.1	1933.2	1859.5	1946.0	2051.7	1990.9	1947.6	1894.8	1875.5
60°	20089.5	15455.9	3704.6	1758.6	1742.6	1859.5	1994.1	1942.8	1886.7	1888.3	1885.1
62.5°	20702.9	15423.9	2956.6	1603.3	1625.7	1742.6	1901.2	1867.5	1821.1	1883.5	1888.3
65°	20358.6	14655.1	2301.6	1462.3	1500.7	1620.9	1805.1	1830.7	1846.7	1966.8	1982.8
67.5°	18913.9	13159.2	1782.6	1339.0	1387.0	1537.6	1814.7	1994.1	2014.9	2141.4	2139.8
69°	17419.5	11756.1	1548.8	1274.9	1331.0	1558.4	1939.6	2098.2	2019.7	2154.2	2135.0
70°	16167.1	10646.2	1423.9	1231.7	1305.3	1595.2	2022.9	2096.6	1995.7	2111.0	2078.9
72.5°	12451.2	7659.1	1207.6	1151.6	1218.9	1526.4	2046.9	2050.1	1939.6	1962.0	1907.6
75°	8540.0	4840.2	1053.9	1042.7	1087.5	1375.8	1970.0	1958.8	1793.8	1761.8	1717.0
77.5°	4708.8	2458.5	895.3	938.6	969.0	1218.9	1790.6	1774.6	1638.5	1571.2	1555.2
80°	1816.3	1076.3	756.0	834.5	853.7	1055.5	1569.6	1555.2	1441.5	1355.0	1331.0
82.5°	685.5	563.8	624.6	722.3	715.9	871.3	1329.4	1321.4	1210.8	1084.3	1045.9
85°	317.1	337.9	494.9	595.8	549.4	645.5	1063.5	1077.9	943.4	792.8	792.8
87.5°	134.5	189.0	350.8	450.1	370.0	435.6	780.0	744.8	683.9	474.1	445.3
90°	0.0	0.0	0.0	0.0	0.0	0.0	0.0	0.0	0.0	0.0	0.0

(END OF REPORT)